

# A2 Wear Parts Catalogue

SECURE YOUR WELDING QUALITY WITH  
ESAB ORIGINAL PARTS



# Wear parts for A2 welding system.

Wear part kits for A2 and collection of all wear parts for A2 welding heads.


ESAB AB, Welding Equipment offers a collection of wear parts for A2 welding heads as SAW, MIG/MAG and Twin version.

This leaflet will simplify the ordering of wear parts and also make it possible to order Wear Part Kits for the most common wire dimensions.




## SAW single wire

## MIG/MAG




## SAW twin wire



### Wear part kits

Contents	Part No.	SAW single wire	MIG/MAG	SAW twin wire
<b>Wear part kit A2 SAW</b> 15 pcs Contact nozzles 2 pcs Feed rollers 2 pcs Pressure rollers 1 pc Contact tube		wire dim.	wire dim.	wire dim.
		0810 123 880	2.5	
		0810 123 881	3.0	
		0810 123 882	3.2	
		0810 123 883	4.0	
<b>Wear part kit A2 MIG/MAG</b> 10 pcs Contact nozzles 1 pc Feed roller 1 pc Pressure roller 1 pc Contact tube 1 pc Gas nozzle 2 pcs Insulating sleeve 1 pc Plug 1 pc Tip adapter 1 set of O-rings		wire dim.	wire dim.	wire dim.
		0810 125 880		1.0
		0810 125 881		1.2
		0810 125 882		1.6
		0810 125 883		2.0
<b>Wear part kit A2 SAW</b> 20 pcs Contact nozzles 1 pc Feed roller 1 pc Pressure roller 1 pc Nozzle holder		wire dim.	wire dim.	wire dim.
		0810 124 880		1.2
		0810 124 881		1.6
		0810 124 882		2.0

## Contact nozzles

Wire dimension mm	Part No.	SAW single wire	MIG/MAG	SAW twin wire		
<b>M12</b> 1.6 2.0 2.5 3.0 3.2 4.0		0154 623 008	x			
		0154 623 007	x			
		0154 623 006	x			
		0154 623 005	x			
		0154 623 004	x			
		0154 623 003	x			
<b>M6</b> 0.8 1.0 1.2 1.6 2.0 2.4-2.5 *) In conjunction with Tip adapter M10 to M6		0153 501 002		x *)		
		0153 501 004		x *)		
		0153 501 005		x *)		x
		0153 501 007		x *)		x
		0153 501 009				x
		0153 501 010				x
	0147 333 001			x		
<b>M10</b> 0.8 1.0 1.2 1.6 2.0 2.4 3.0 3.2 4.0		0258 000 914		x		
		0258 000 913		x		
		0258 000 908		x		
		0258 000 909		x		
		0258 000 910		x		
		0258 000 911		x		
		0258 000 918	x			
		0258 000 915	x			
		0258 000 919	x			


## Feed roller single wire

0.8 1.0 1.2 1.6 2.0 2.4-2.5 3.0-3.2 4.0 Pressure roller for above		0145 538 881		x	
		0145 538 882		x	
		0145 538 883		x	
		0218 510 281	x	x	
		0218 510 282	x	x	
		0218 510 283	x	x	
		0218 510 298	x	x	
		0218 510 286	x		
		0153 148 880	x		x

## Feed roller twin wire

2 x 1.2 2 x 1.6 2 x 2.0 2 x 2.4-2.5 Pressure roller for above		0218 522 486			x
		0218 522 488			x
		0218 522 484			x
		0218 522 480			x
		0218 524 580			x


## Feed roller grooved and knurled

Cored wire 0.8-1.6		0146 024 880	x	x
Cored wire 2.0-4.0		0146 024 881	x	x

## Pressure roller grooved and knurled





Cored wire 0.8-1.6		0146 025 880 *)	x	x
Cored wire 2.0-4.0		0146 025 881 *)	x	x
*) Shaft for pressure roller		0212 901 101	x	x

Contact tube D20 single wire

Description	Part No.	SAW single wire	MIG/MAG	SAW twin wire
L = 100 L = 190 L = 260 L = 500 L = 260 bent		0413 510 003	x	
	0413 510 002	x		
	0413 510 001	x		
	0413 510 004	x		
	0413 511 001	x		


Contact device D20 complete MIG/MAG

0030 465 389, L = 90  
 0030 465 388, L = 140

1. Gas nozzle		0145 227 882		x
2. Insulating sleeve		0145 226 001		x
3. Contact tube		0145 534 882		x
4. Plug		0146 099 001		x
5. Extension		00409798-03/-04 (L=158 & L=108)		x
6. Guide tube		0415 032 001		x
7. O-ring 22.2 x 3		0190 680 405		x
8. O-ring 15.3 x 2.4		0190 680 313		x
9. O-ring 5.3 x 2.4		0190 680 303		x

Contact device D35 complete Twin wire

0333 852 880, L = 220  
 0333 852 881, L = 275

1. Nozzle holder		0333 772 001		x
2a. Guide tube		0415 032 001		x
2b. Spiral wire guide insert		0334 279 001		x

2012-03-12 / ESAB reserves the right to alter specifications without prior notice



ESAB AB  
 Welding Equipment  
 SE-695 81 LAXÅ, Sweden  
 Phone: +46 584 81000  
 E-mail: info@esab.se

www.esab.com

